

Name(s) as shown on Virginia return



1. Interest on obligations of other states, exempt from federal income tax but not from state tax 1

2. Other additions to federal adjusted gross income

2a. SPECIAL FIXED DATE CONFORMITY ADDITION - SEE INSTRUCTIONS 2a

2b - 2c Refer to the Form 760 instruction book for Other Addition

Enter Code

2b

Codes

2c

3. Total Additions (add Lines 1 and 2a - 2c, enter here and on Form 760, Line 2) **3**

4. Income (interest, dividends or gains) from obligations or securities of the U.S. exempt from state income tax, but not from federal tax 4

5. Disability income reported as wages (or payments in lieu of wages) on your federal return **You** ☒ **Spouse** ☐ 5

**You
Spouse**

6. Other subtractions as provided in instructions

6a. SPECIAL FIXED DATE CONFORMITY SUBTRACTION - SEE INSTRUCTIONS 6a

6b - 6d Refer to the Form 760 instruction book for Other Subtraction Codes

6b

6c

6d

7. Total subtractions (add Lines 4, 5 and 6a - 6d, enter here and on Form 760, Line 7) 7

8. Refer to the Form 760 instruction book for Deduction Codes

Enter Code

8a

8b

8c

9. Total Deductions (add Lines 8a - 8c, enter here and on Form 760, Line 12)

	Family VAGI	Name	Social Security Number	Virginia Adjusted Gross Income (VAGI)
	You			
	Spouse			
	Dependent			
	Dependent			
10.	Total	If more than 4 exemptions, attach schedule listing the name, SSN & VAGI. Enter total Family VAGI here.		<div> <div>LOSS</div> <div> <input type="text"/> <input type="text"/> <input type="text"/> <input type="text"/> <input type="text"/> </div> <div> <input type="text"/> </div> </div>

11. Enter the total number of exemptions reported in the table above. Next, go to the Poverty Guideline Table shown in the Form 760 instruction book for this Line to see if you qualify for this credit. **11**

Continue with Line 12 on Page 2

2007 Virginia Schedule ADJ
WEB Page 2




- | | | |
|-----|---|----|
| 12. | If you qualify, enter the number of personal exemptions reported on your Form 760..... | 12 |
| 13. | Multiply Line 12 by \$300. Enter the result on Line 13 and proceed to Line 14. If you do not qualify for the Tax Credit for Low Income Individuals but claimed an Earned Income Credit on your federal return, enter \$0 and proceed to Line 14. | 13 |
| 14. | Enter the amount of Earned Income Credit claimed on your federal return. If you did not claim an Earned Income Credit on your federal return, enter \$0..... | 14 |
| 15. | Multiply Line 14 by 20% (.20) | 15 |
| 16. | Enter the greater of Line 13 or Line 15 above..... | 16 |
| 17. | Compare the amount on Line 16 above to the amount of tax on Line 17 of Form 760 and enter the lesser of the two amounts here and on Line 21 of Form 760. This is your credit amount..... | 17 |


Adjustments and Voluntary Contributions


18. Addition to tax. Fill in oval if addition came from: ☐ Form 760C ☐ Form 760F **18**
19. Penalty ☐ Late Filing Penalty ☐ Extension Penalty **19**
20. Interest (interest accrued on the tax you owe) **20**
21. Consumer's Use Tax **21**
22. Voluntary Contributions from Overpaid Taxes


A diagram showing a 4x5 grid of cells. The first two columns are empty. The third and fourth columns contain the number '9' in each row. To the right of the grid, there are two columns of numbers. The first column contains the number '00' in each row. The second column contains the number '00' in each row.

23. Other Voluntary Contributions

22a 

22b 

23a 

23b 

If contributing to a School Foundation, enter the code for the foundation(s) and the contribution amount(s) in boxes 23c - 23d. If contributing to more than 2 school foundations, see Form 760 instructions book.

23c

23d

24. Total Adjustments (add Lines 18, 19, 20, 21, 22a-b and 23a-d). Enter here and on Line 28 of Form 760...24














Amended Return

- | | | |
|-----|--|----|
| 25. | Amount paid with original return, plus additional tax paid after it was filed | 25 |
| 26. | Add Line 25 from above and Line 24 from Form 760 and enter here | 26 |
| 27. | Overpayment, if any, as shown on original return or as previously adjusted | 27 |
| 28. | Subtract Line 27 from Line 26 | 28 |
| 29. | If Line 28 above is less than Line 17, Form 760,
subtract Line 28 above from Line 17, Form 760. This is the Tax You Owe | 29 |
| 30. | Refund. If Line 17, Form 760 is less than Line 28 above,
subtract Line 17, Form 760 from Line 28 above. This is the Tax You Overpaid | 30 |

Diagram illustrating the assembly of a 64-bit register from eight 8-bit registers. The registers are numbered 0 to 7. The final 64-bit register value is shown in a box on the right.