

Complete form using **BLACK INK**

DO NOT STAPLE

Your social security number		Spouse's social security number			
Your legal last name		Legal first name		M.I.	
If a joint return, spouse's legal last name		Spouse's legal first name		M.I.	
Home address (number and street). If you have a PO Box, see page 6.				Apt. No.	
City or post office		State	Zip code		

Tax district Check below then fill in either the name of city, village, or town and the county in which you lived at the end of 2011.
 City, village, or town City Village Town
 County of _____
 School district number (see page 23) _____

Filing status (check below)

Single

Married filing joint return (even if only one had income)



Special conditions _____











Print numbers like this → 0 1 2 3 4 5 6 7 8 9

NO COMMAS; NO CENTS

Wisconsin residents working in Minnesota: Was any of your income from personal or professional services performed in Minnesota while a Wisconsin resident? (See instructions, page 7)

Yes No

If Yes, enter Minnesota income _____ .00

1	Income from line 4 of federal Form 1040EZ	1	.00	
2	If your parent (or someone else) can claim you (or your spouse) as a dependent, check here	2	<input type="checkbox"/>	
3	Fill in the standard deduction for your filing status from table, page 31. But if you checked line 2, fill in the amount from worksheet on back.	3	.00	
4	Subtract line 3 from line 1. If line 3 is larger than line 1, fill in 0	4	.00	
5	Deduction for exemptions. Fill in \$700 (\$1,400 if married, or 0 if you checked line 2 – see instructions on back).	5	.00	
6	Subtract line 5 from line 4. If line 5 is larger than line 4, fill in 0. This is your taxable income.	6	.00	
7	Tax. Use amount on line 6 to find your tax using table, page 24	7	.00	
8	School property tax credit			
8a	Rent paid in 2011 – heat included	.00	} Find credit from table page 13	
	Rent paid in 2011 – heat not included	.00		
8b	Property taxes paid on home in 2011	.00	Find credit from table page 14	
9	Working families tax credit – if line 1 is less than \$10,000 (\$19,000 if married filing joint), see page 14	9	.00	
10	Married couple credit. Wages	10a Yourself	.00	
	(see instructions on reverse side)	10b Spouse	.00	
10c	Fill in smaller of 10a or 10b but no more than \$16,000	.00	x .03 = .. 10c	
11	Add credits on lines 8a, 8b, 9, and 10c	11	.00	
12	Subtract line 11 from line 7. If line 11 is larger than line 7, fill in 0. This is your net tax	12	.00	
13	Sales and use tax due on Internet, mail order, or other out-of-state purchases (see page 15)	13	.00	
	If you certify that no sales or use tax is due, check here		<input type="checkbox"/>	
14	Donations (decreases refund or increases amount owed)			
a	Endangered resources 	.00	f Firefighters memorial 	.00
b	Packers football stadium 	.00	g Prostate cancer research 	.00
c	Breast cancer research 	.00	h Military family relief 	.00
d	Veterans trust fund 	.00	i Feeding America 	.00
e	Multiple sclerosis 	.00	j Red Cross WI Disaster Relief 	.00
	Total (add lines a through j)	14k	.00	
15	Add lines 12, 13, and 14k	15	.00	

ENCLOSE withholding statements

PAPER CLIP check or money order here

1-0901

16	Amount from line 15	16	_____	.00
17	Wisconsin income tax withheld. Enclose readable withholding statements	17	_____	.00
18	If line 17 is larger than line 16, subtract line 16 from line 17 This is YOUR REFUND	18	_____	.00
19	If line 16 is larger than line 17, subtract line 17 from line 16 This is the AMOUNT YOU OWE	19	_____	.00

Third Party Designee Do you want to allow another person to discuss this return with the department (see page 20)? **Yes** Complete the following. **No**

Designee's name ▶ _____ Phone no. ▶ () _____

Personal identification number (PIN) ▶

--	--	--	--	--

Sign below Under penalties of law, I declare that this return is true, correct, and complete to the best of my knowledge and belief.

Your signature _____ Spouse's signature (if filing jointly, BOTH must sign) _____ Date _____ Daytime phone () _____

Mail your return to: Wisconsin Department of Revenue
 If refund or no tax due PO Box 59, Madison WI 53785-0001
 If tax due PO Box 268, Madison WI 53790-0001

INSTRUCTIONS



Read "Which Form to File for 2011" on page 3 of the Form 1A instructions to see which form is right for you.

Filing in Your Return Use black ink to complete the copy of the form that you file with the department. Round off cents to the nearest dollar. Drop amounts under 50¢ and increase amounts from 50¢ through 99¢ to the next dollar. If completing the form by hand, **do not use commas** when filling in amounts.

Name and Address Print your legal name and address. If you filed a joint return for 2010 and are filing a joint return for 2011 with the same spouse, enter your names and social security numbers in the same order as on your 2010 return.

Line 2 Dependents Check line 2 if your parent (or someone else) can claim you (or your spouse) as a dependent on his or her return. Check line 2 even if that person chose not to claim you.

Line 3 If you checked line 2, use this worksheet to figure the amount to fill in on line 3.

A. Wages, salaries, and tips included in line 1 of Form WI-Z. (Do not include interest income or taxable scholarships or fellowships not reported on a W-2.) ... A.	_____	.00
B. Addition amount	B.	300.00
C. Add lines A and B. If total is less than \$950, fill in \$950	C.	.00
D. Fill in the standard deduction for your filing status using table, page 31	D.	.00
E. Fill in the SMALLER of line C or D here and on line 3 of Form WI-Z.	E.	.00

Line 5 A personal exemption is not allowed for a person who can be claimed as a dependent on someone else's return. If you are single and can be claimed as a dependent, fill in 0 on line 5. If you are married and both spouses can be claimed as a dependent, fill in 0 on line 5. If you are married and only one of you can be claimed as a dependent, fill in \$700 on line 5.

Lines 8a and 8b School Property Tax Credit You may claim a credit if, during 2011, you paid rent for living quarters used as your primary residence OR you paid property taxes on your home. See the instructions for lines 20a and 20b of Form 1A. The total credits on lines 8a and 8b cannot exceed \$300.

Line 9 Working Families Tax Credit You may claim a credit if line 1 of Form WI-Z is less than \$10,000 (\$19,000 if married filing a joint return). But, you cannot claim a credit if you can be claimed as a dependent on another person's return. See the instructions for line 21 of Form 1A.

Line 10 Married Couple Credit If you are married and you and your spouse were both employed in 2011, you may claim the married couple credit. Complete the following steps:

- (1) Fill in your 2011 wages on line 10a. Fill in your spouse's wages on line 10b.
- (2) Fill in the smaller of line 10a or 10b (but not more than \$16,000) in the space provided on line 10c.
- (3) Multiply the amount determined in Step 2 by .03 (3%).
- (4) Fill in the result (but not more than \$480) on line 10c.

Line 13 Sales and Use Tax Due on Out-of-State Purchases If you made purchases from out-of-state firms during 2011 and did not pay a sales and use tax, you may owe Wisconsin sales and use tax. See the instructions for line 26 of Form 1A.

Line 14 Donations You may designate amounts as a donation to one or more of the programs listed on lines 14a through 14j. Your donation will either reduce your refund or be added to tax due. Add the amounts on lines 14a through 14j and fill in the total on line 14k. See the instructions for line 27 of Form 1A for further information on how your donation will be used.

Line 17 Wisconsin Income Tax Withheld Fill in the total amount of Wisconsin income tax withheld as shown on your withholding statements (W-2s). **Do not include income tax withheld for any state other than Wisconsin.** Enclose your withholding statements.

Line 18 or 19 Fill in line 18 or 19 to determine your refund or amount you owe. If you owe an amount, paper clip your check or money order to Form WI-Z. See page 19 of the Form 1A instructions for information on paying by credit card or online.

Third Party Designee See page 20 of the Form 1A instructions.

Sign and Date Your Return Form WI-Z is not a valid return unless you sign it. If married, your spouse must also sign.

Enclosures See Form 1A instructions (page 20) for enclosures that may be required. Do not enclose a copy of your federal return.