

SOLDIER'S PRIVACY ACT STATEMENT

The personnel listed below authorized _____ to maintain their SSN and personal information in his/her Leader's Book with the understanding that this information will not be disclosed except in the line of his/her official duties.

NAME	SSN	SIGNATURE	DATE

CHAIN OF CONCERN

Squad Leader	Name :
Address	
Telephone	

Platoon Sergeant	Name :
Address	
Telephone	

Platoon Leader	Name :
Address	
Telephone	

1SG	Name :
Address	
Telephone	

Commander	Name :
Address	
Telephone	

DAILY PERSONNEL STATUS

Date: _____

	Off	NCO	ENL	Total
Authorized	_____	_____	_____	_____
Assigned	_____	_____	_____	_____
Present for Duty	_____	_____	_____	_____
Absent from Duty	_____	_____	_____	_____

TDY	_____	Other	_____
Unsat	_____	On Duty	_____
PASS	_____	Out Processing	_____
In Processing	_____	Hospital	_____
Profile	_____	Conv Leave	_____
Appt	_____	WIA	_____
KIA	_____	AWOL	_____
MIA	_____	LEAVE	_____

TEAM/SQUAD/SECTION/PLATOON TRAINING

TASK NUMBER & SHORT TITLE	NAME									
	DAT E TPU	DAT E TPU	DAT E TPU	DAT E TPU	DAT E TPU	DAT E TPU	DAT E TPU	DAT E TPU	DAT E TPU	DAT E TPU

CREW/TEAM/SQUAD/PLATOON TRAINING STATUS

RANK	NAME	M60			M2			MK19	
		SCORE	DATE	ZERO	SCORE	DATE	ZERO	SCORE	DATE



COUNSELING

RANK	NAME	INITIAL COUNSELING DATE	PERFORMANCE COUNSELING DATE	NEXT PERFORMANCE COUNSELING DATE DUE

NCOER

RANK	NAME	DEROS	TYPE	LAST	THRU	SUS TO COMPANY	STATUS

UNRESOLVED SOLDIER ISSUES

RANK	NAME	ISSUE	DATE - STATUS - FOLLOW-UP

AWARDS

RANK	NAME	DEROS	MSM 85 DAYS	ARCOM 75 DAYS	AAM 40 DAYS	DATE TO COMPANY	TYPE	STATUS	REMARKS

PLATOON EQUIPMENT DENSITY LIST

BUMPER NO.		NOMENCLATURE		MODEL		SERIAL NO.		SVC DATE		ASSIGNED DRIVER		REMARKS	

AFTER ACTION REVIEW

PLAN

- Establish objectives for AAR
- Select qualified observers
- Review the training and evaluation plan
- Identify the participants
- Plan stop points during exercises for AAR's
- Make potential site selections
- Select training aids
- Draft an AAR plan
- Review the unit's training objectives and plan

PREPARATION

- Review the training objectives, orders, and doctrine
- Observe the training
- Organize the selected AAR Site
- Collect information from the observers
- Develop a discussion outline
- Organize and rehearse

CONDUCT

- Restate the unit's mission and event's training objectives
- Generate discussion
- Orient on training objectives
- Seek maximum participation
- Continually summarize to emphasize key learning points

LEADERS TIP: If possible, write down soldier's feedback (sustain/improve) on butcher paper mounted on easel. Soldiers are more active in providing feedback if they see you care enough to write down their comments.

SAMPLE 5 PARAGRAPH OPERATION ORDER

1. Situation
 - a) Enemy Forces
 - 1) Situation (enemy, weather and terrain).
 - 2) Capabilities.
 - 3) Probable course of action.
 - b) Friendly Forces.
 - 1) Mission of Next higher unit.
 - 2) Mission of adjacent units (left, right, front, rear).
 - 3) Mission and location of supporting elements.
 - c) Attachments and Detachments.
2. Mission, Who, What, When, Why and Where (coordinates).
3. Execution.
 - a) Concept of Operation.
 - 1) Scheme of maneuver.
 - 2) Formation.
 - 3) Route.
 - 4) Tactical Missions to subordinate Units.
 - b) Subunit Subparagraphs.
 - c) Coordinating Instructions.
4. Service Support.
 - a) Supply.
 - 1) Rations.
 - 2) Uniforms and Equipment.
 - 3) Arms and Ammunition.
 - 4) Captured Materiel.
 - b) Transportation.
 - c) Medical Evacuation.
 - d) Personnel.
 - e) Prisoners of War.
5. Command and Signal.
 - a) Signal.
 - 1) Frequencies and Call Signs.
 - 2) Pyrotechnics and Signals.
 - 3) Challenge and Password.
 - 4) Code Words.
 - b) Command.
 - 1) Command Leader Location.
 - 2) Chain of Command.

SOLDIER'S PERSONAL DATA SHEET

 DATE

PRIVACY ACT OF 1974 COMPLIANCE INFORMATION

The following information is provided in accordance with 5 U.S.C. 552a(e)(3) and applies to this form. Authority for collection of the information is 44 U.S.C. 2907, 3101, and 3103, and E.O. 9397 of November 22, 1943. Disclosure of the information is voluntary. The purpose of the information on this form is to assist your unit servicing the records. This form is then filed in the requested military service record as a record of disclosure. The form may also be disclosed to Department of Defense components, the Department of Veterans Affairs, the Department of Transportation (Coast Guard), or the National Archives and Records Administration when the original custodian of the military health and personnel records transfers all or part of those records to that agency. If the service member was a member of the National Guard, the form may also be disclosed to the Adjutant General of the appropriate state, District of Columbia, or Puerto Rico, where he or she served. The following information will not be shared with any unauthorized personnel.

NAME		SSN		RANK/GRADE	
ORGANIZATION		PMOS		SMOS	
DATE OF BIRTH	AGE	WEIGHT lbs	HEIGHT in inchs	HAIR	EYES
BLOOD TYPE	DATE OF RANK		BASD	ETS	TIG
RELIGION		22. ADDRESS			
HOME PHONE					
PROMOTABLE <input type="checkbox"/> YES <input type="checkbox"/> NO		POINT'S	DATE LAST NCOER		

DEPENDENTS

MARITAL STATUS MARRIED SINGLE DIVORCED SEPERATED

SPOUSE'S NAME	EFMP <input type="checkbox"/> YES <input type="checkbox"/> NO	DATE OF MARRIAGE	
CHILD'S NAME	EFMP <input type="checkbox"/> YES <input type="checkbox"/> NO	AGE	SEX
CHILD'S NAME	EFMP <input type="checkbox"/> YES <input type="checkbox"/> NO	AGE	SEX
CHILD'S NAME	EFMP <input type="checkbox"/> YES <input type="checkbox"/> NO	AGE	SEX
CHILD'S NAME	EFMP <input type="checkbox"/> YES <input type="checkbox"/> NO	AGE	SEX

IF YOU HAVE MORE THEN FOUR CHILDREN OR HAVE ANY SPECIAL NEEDS FOR YOUR FAMILY DICTATE IT IN REMARKS.

NEXT OF KIN

NAME		ADDRESS	
ALTERNET NAME		ALTERNET ADDRESS	
PHONE	ALTERNET PHONE		

ARMY TRAINING

DATE LAST APFT	PUSH-UPS	SIT-UPS	RUN TIME	TOTOAL SCORE
DATE LAST WEIGH-IN	BODY FAT%	ALLOWABLE FAT%	PROFILE <input type="checkbox"/> TEMPOARY <input type="checkbox"/> PERMANENT	
TYPE OF PROFILE (EXPLAIN)				
DATE WEAPON QUAL	WEAPON TYPE	QUALIFIED <input type="checkbox"/> MARKS MEN <input type="checkbox"/> SHARP SHOOTER <input type="checkbox"/> EXPERT		
DATE CREW SERVED WEAPON QUAL	TYPE	QUALIFIED <input type="checkbox"/> MARKS MEN <input type="checkbox"/> SHARP SHOOTER <input type="checkbox"/> EXPERT		
DATE CTT TEST	<input type="checkbox"/> GO <input type="checkbox"/> NO GO	DATE DRIVERS TRAINING	TYPE OF VEHICLE	
DATE PLDC	DATE BNCOC	DATE ANCOG		

ARMY EQUIPMENT

NBC SUTE SIZE	NBC MASK SIZE	NBC BOOT SIZE	NBC GLOVE SIZE	HAT SIZE	BOOT SIZE
ACU TOP SIZE			ACU TROUSER SIZE		

ARMY AWARDS DECORATIONS AND ACHIEVEMENTS

TYPE	#	TYPE	#	TYPE	#	TYPE	#

PRIVATELY OWNED VEHICLE

MAKE	MODEL	YEAR	COLOR	LIC PLATE	POST DEC	INS CO,	EXPDATE

REMARKS	
---------	--

SECTION STRIP MAP TO HOME

NAME : _____ SECTION : _____ DATE : _____

ADDRESS : _____ PHONE # : _____

- **NOTE:** If you reside in the barracks then annotate the BLDG/ROOM # you live in.

MAP :

INSTRUCTION :

INPROCESSING CHECKLIST

TRAINING ROOM/ SUPPLY

___ COPY OF ORDERS ___ COPY OF DD93 ___ COPY OF SGLI ___ COPY OF ERB
___ PERSONAL DATA SHEET ___ UPDATED ALPHA ROSTER ___ UPDATED PERSTAT ___ HERO PHOTO
___ UPDATED PERSONEL TRACKER/ BR# ___ ASSIGN ROOM ___ ISOPREP (PHOTO/PROFILE) ___ AASLT QUALIFIED
___ RFI ___ COLLECT ALL ACU SIZES ___ ADD SM TO ADO ROSTER ___ MILITARY LISCENSE

PLATOON

___ BUILD COUNSELING PACKET
___ 1ST LINE SUPERVISOR COUNSELING
___ PLATOON SERGEANT COUNSELING
___ GET SOLDIER SETTLED IN ROOM AND SET UP WITH BATTLE BUDDY
___ SUICIDE COUNSELING
ENSURE THE SOLDIER HAS THE FOLLOWING:
___ TOURNIQUET FOR LEFT LEG POCKET (PER SOP)
___ RFI ITEMS
___ 7 MAGAZINES
___ RHINO MOUNT/J-ARM/BASE PLATE
___ WEAPON W/OPTICS AND LASER THAT WORKS
___ NVGS ARE OPERATIONAL
___ ALL SI IS INVENTORIED BY SERIAL # AND COPY TURNED INTO SFC JONES AND XO
___ ISSUE PLATOON EQUIPMENT
___ TA-50 PUT TOGETHER AND INSPECTED TO BRIGADE STANDARD
___ MYPAY/ FINANCE (CONFIRM ALL PAY INTITLEMENTS AFTER 30 DAYS)

SOLDIER WILL MEET THE FOLLOWING CRITERIA

- SOLDIER WILL CONFIRM ZERO WITH ASSIGNED WEAPON
- SOLDIER WILL KNOW ALL THE POINTS OF ADJUSTMENT FOR HIS ASSIGNED NVGS AND CONFIRM THEY ARE WORKING PROPERLY
- SOLDIER WILL KNOW HOW TO READ A MAP/ BE ORIENTED TO THE TERRAIN BY CARDINAL DIRECTIONS AND KNOW BY NAME THE FOLLOWING MOUNTAINS (INDIANS, METS, BLUE JAYS, MARINERS, ANGELS, JETS, DODGERS, RED SOX, SENATORS, AND GIANTS)
- SOLDIER WILL KNOW HOW TO ASSEMBLE, DISASSEMBLE, PUT INTO ACTION, PERFORM A FUNCTIONS CHECK, AND CORRECT A MALFUNCTION FOR THE FOLLOWING WEAPONS:
 - 1. M249 / M240B /MK48 / M2-50CAL / MK19 / M320 / AND ASSIGNED WEAPON
 - 2. AT-4 / SMALL-D / LAW / JAVELIN
- SOLDIER HAS A GOOD UNDERSTANDING OF ALL OPTICS IN TOWERS TO INCLUDE BUT NOT LIMITED TO THE FOLLOWING:
 - 1. PVS-14S / PAS-13S / CLUS / ITAS / CROW / VIPERS
- SOLDIER CAN PUT AN ASIP RADIO INTO OPERATION, TROUBLE SHOOT COMS ISSUES AND CAN SPEAK ON/ THROUGH MIC:
 - 1. PUT IN FREQS/ CHANGE CHANNELS
 - 2. INSTALL AND SWAP OUT HAND MIC
 - 3. INSTALL AND SWAP OUT ANTENNAS
 - 4. INSTALL AND SWAP OUT BATTERIS
- SOLDIER HAS CONDUCTED NO LESS THAN 4 HOURS OF MOVEMENT UNDER NVGS DURING HOURS OF LIMITED VISIBLTY (BETWEEN HOURS OF 2100 AND 0300)
- SOLDIER HAS ZEROED HIS NIGHT OPTICS (CO-WITNESS) AND CONFIRMED THROUGH ZEROING DURING LIMITED VISIBILITY
- SOLDIER HAS BEEN TAUGHT ALL PLATOON SOP AND HAND AND ARM SIGNALS
- SOLDIER KNOWS THE PRINCIPLES OF PATROLLING
- SOLDIER HAS CONDUCTED THE FOLLOWING BATTLE DRILLS:
 - 1. REACT TO CONTACT
 - 2. REACT TO AMBUSH
 - 3. WITHDRAW UNDER PRESSURE
- SOLDIER KNOWS HIS ACTIONS AT THE FOLLOWING:
 - 1. DURING MOVEMENTS AND AT HALTS / AT DANGER AREAS / IN THE PATROL BASE / AND ON THE OBJECTIVE

SOLDIER SIGNATURE _____ DATE _____
NCO SIGNATURE _____ DATE _____

Pre-Combat Inspection (PCI)



Individual PCI Checklist

- ACH Helmet (IAW BDE SOP)
- NODs (Mounted, Functional, and Tied down to IBA (IAW BN SOP)
- Ballistic Eye Protection
- ID Card / ID Tags
- Weapon (Zeroed, clean, function test, sling attached properly)
- Optics (Tied Down, Zeroed, PMCS, Extra Batteries)
- Lasers (Tied Down, Field Expedient Zero, Extra Batteries)
- Magazines / 6 ea, 30 rounds per
- Weapons cleaning kit
- IOTV/IBA Complete, W/Neck Collar, Throat Collar, Groin Protector, DAPS, ESAPI, Plates, Side Plates, Name Tap, Rank
- IFAK (See attached inventory list)
- 1 Quart Canteen at a minimum.
- MREx1
- Flame Retardant Gloves. Fingers will not be cut out.
- Pen / Paper
- Flashlight
- Compass
- Briefed on current mission
- Extra socks

Leader PCI

- Graphics/ GRG
- Communication (IMBTR, Icom)
- Commo Card
- Map, protractor, compass
- Binoculars
- Sensitive Items List
- Whistle
- Alcohol pens
- Report Formats (9-line, IED/UXO, Vehicle Recovery, SALUTE, BOLO, Patrol Debrief, Combat Patrol Manifest, BDE PCI/PCC Checklist Reference CTB CP SOP Version3)
- Sector Sketches pre-formated



Pre-Combat Inspection (PCI)

Improved First Aid Kit (IFAK)

- Tourniquet, Combat Application 2ea
- Bandage , Hemorrhage control (in country) 1ea
- Bandage GA4-1/2" 100s 1ea
- Adhesive Tape Surg 2" 6's 1ea
- Airway, Nasopharyngeal, 28Fr, 12s 1ea
- Glove, Patient Exam 100's 4ea
- Dressing, Combat Gauze
- Needle Decompression Device
- Casualty Feeder Cards

Mortuary Affairs Kit

- 4 Pouch Human Remains
- 15 Bio Hazard Bags
- Latex gloves , 20 (Lrg) 10 (Med)
- 4 Personnel effects bags
- 10 Shoe tags
- Medical Masks
- Witness Statements DA 1156 (1 x Patrol Member)
- Sworn Statements DA 2823 (1 x Patrol Member)

EFR Packing List

- Scissors, Bandage .25" 1ea
- CAT (Combat Application Tourniquet) 6 ea
- Trauma/Wound Compression FCP-02 4ea
- Bandage Muslin, Compressed, Camo 3ea
- Adhesive, Tape Surg 3" 1pg
- Pad Isopropyl Alcohol 20pg
- SAM Splint II 3ea
- Atropine Injecti., Syringe with Needle Medic
- Bag, TC3, Combat Casualty Care V2 1ea
- Bandage Elas 6" x 4.5yds 4ea
- Bandage GA4-1/2" 100s 1ea
- Bandage GA3" x 4yd Quick Clot 2ea
- Bandage Abdominal Wound 1ea
- Blanket, Heating 90 x 90cm
- Survival Blanket, Mil. Green 1ea
- Diazepam Inject., Syringe with Needle Medic
- Chest Seal Dressing, 8"x6" 2ea
- Latex Free Exam Gloves SZ: X-L 6ea
- Black Trauma Shears 2ea
- Fine Tip Black Permanent Marker
- Nasal Trumpet 28FR 1ea
- Needle Decompression Device 1ea
- Shield Eye Surgical
- Strap Cutter, Combat 1ea
- TC 3 Card (DA 7656- Sep 09) 5ea

Pre-Combat Inspection (PCI)



Warrior Aid and Litter Kit (WALK) PCI

- | | | | | | |
|--------------------------|--|--------|--------------------------|---|-----|
| <input type="checkbox"/> | Warrior Aid & Litter Bag | | <input type="checkbox"/> | Hypothermia Prevention & Management Kit | |
| <input type="checkbox"/> | Talon Evac Litter 90c | | <input type="checkbox"/> | Blanket Heating 4 panel | |
| <input type="checkbox"/> | Litter Carrier | | <input type="checkbox"/> | Blanket Blizzard Wrap | |
| <input type="checkbox"/> | Black Talon Trauma Gloves | 50ea | <input type="checkbox"/> | Litter Buckle Replacement (1male/1female) | |
| <input type="checkbox"/> | Nasopharymhral Airway 28 FR W/LUB | | <input type="checkbox"/> | Panel Marker, Survival | |
| <input type="checkbox"/> | Nasopharymhral Airway | | <input type="checkbox"/> | Litter Retention Strap Set | 2ea |
| <input type="checkbox"/> | Petrolatum Gauze 3x18 in | | | | |
| <input type="checkbox"/> | Petrolatum Gauze | 2ea | | | |
| <input type="checkbox"/> | 10-14 Guage 2.5-3 in catheters | 2 ea | | | |
| <input type="checkbox"/> | Needle Decompression Kit | | | | |
| <input type="checkbox"/> | Combat Application Tourniquet | 6ea | | | |
| <input type="checkbox"/> | Roller Gauze Vacuumed | 8 pack | | | |
| <input type="checkbox"/> | Bandage Kit Elastic (Trauma Dressing) | 4 ea | | | |
| <input type="checkbox"/> | Emergency Bandage –Abdominal | | | | |
| <input type="checkbox"/> | Dressing Elastic Abdominal | | | | |
| <input type="checkbox"/> | SamII Universal Splint 36in | 2ea | | | |
| <input type="checkbox"/> | Large Trauma Shears 7.25" | | | | |
| <input type="checkbox"/> | Surgical Tape Nylon 2 in | | | | |
| <input type="checkbox"/> | Surgical Tape Nylon 2 in roll | 2ea | | | |
| <input type="checkbox"/> | Ace Wraps 6in | 2ea | | | |
| <input type="checkbox"/> | Cravats | 6ea | | | |
| <input type="checkbox"/> | Kerlix | 4ea | | | |
| <input type="checkbox"/> | Combat Causality Reference Card | | | | |
| <input type="checkbox"/> | Narp T2 Individual Kit | 20pack | | | |

Pre-Combat Inspection (PCI)



Patrol Standard (Vehicle)

- Level I or II Armor (appropriate level)
- Crew Served Weapon – Mounted w/Ammo can secured
- Laser and Enhanced Sights (M145, PAS 13) if available
- Communication Capability (FM, BFT, TACSAT, Cell)
- Radio Headset - 3ea per vehicle
- Litter
- Tow Strap or other Self Recovery Capability (Tow Bar, Chains)
- Report Formats (9-line, IED/UXO, Vehicle Recovery, SALUTE, BOLO, Patrol Debrief; Reference CTB CP SOP Ver 3)
- Class III (Oil, Transmission Fluid)
- Class IV (C Wire)
- Class V (Basic Load based on weapon system)
- BII Complete
- MREs (two case)
- Water cans x 2
- Fuel Cans x 2
- Claims Card / Tip-Line Card
- VS-17 Panel
- Chem-light (IR and regular) (3 boxes each)
- IR Strobe
- Flame Retardant Blanket (1 per seat)

Patrol Standard (Cont)

- ECM (Functional, inspected, tested)
- Marcbot (Functional, inspected with extra batteries)
- Raven (Functional, inspected with charged batteries)
- TCP Kit (See attached inventory list)
- EFR Kit (See attached Inventory list)
- TSE Kit (See attached inventory list)
- Mortuary Affairs Kit (See attached inventory List)

Pre-Combat Inspection (PCI)



TSE Recovery Kit

- 3-4 Large Permanent Markers
- 2 Packs Small Permanent Markers
- 2 Large Sketch Pads
- 2 Clip Boards
- 3 x 5 Cards
- 5 x 7 Cards
- Box of Chalk
- 20 Evidence / Property Custody Form DA 4137
- 20 Apprehension Forms
- 20 Statement Forms DA 2823
- 20 Evidence Custody Form
- 50 Capture Tags
- 30 Zip-Lock Bags
- 30 Brown Paper Bags
- 30 Shoe – Tags
- 30 Stick on Labels
- 12" Ruler
- 20 Flex Cuffs
- 3 Blind Folds
- 2 Flashlights w/extra Batteries
- Small Digital Camera / Recorder w/extra Batteries
- Latex Gloves
- EXSpray

TCP Kit

- Orange Cones x 8
- C- Wire (2 rolls per truck)
- Binoculars
- Bull Horn, Loudspeaker x 1
- Search Mirrors
- Warning Signs
- Metal Detector
- Wire Gloves

HLZ Kit

- Chem lights (IR and regular)
- Strobe light
- 550 Cord (Cut attached to chemlight for signaling)
- VS 17 Panel

Pre-Combat Inspection (PCI)



AT-4 PCI

- M 3-23.25
- Front/Rear runner membrane present, serviceable
- Transport Safety pin and lanyard present
- Front/Rear site posts present/spring loaded
- No cracks or damage in tube body

M203 PCI

- FM 3-23.31
- M203 pouches (Molle)
- M203 cleaning kit
- Quadrant/leaf site operational

MK 19 PCI

- FM 3-22.27
- M3 tripod/gun cover
- Round extractor/ bore obstruction device
- Cleaning kit+T-Handle
- T&E pintle/ MK64/93 with pins/ MOD 9
- Two acetated range cards
- MK-19 ammo tray/ feed throat/ brass catcher bag
- LSAT
- Ammunition loaded/ stored

Javelin PCI

- FM 3-22.37
- Command launch unit
- Extra battery cooling unit (BCU)
- Two acetated range cards
- Sling
- Rounds
- Extra batteries
- Lens paper/rag

TOW PCI

- FM 3-22.32
- TAS operational
- Tripod
- Traversing unit
- Launch Tube
- Fire Control System
- Command viewer W/cable/5590 BATT
- Cables/LBB
- Lens Paper/soft brush/equipment cover
- TM
- Two range cards acetated
- Ammunition loaded/stored
- Hangfire/misfire procedure card

Pre-Combat Inspection (PCI)



M2 MG PCI

- FM 3-22.65
- PEQ-2A mounted/secured/bore light zeroed
- Tripod complete/serviceable
- Spare barrel and bag complete (glove)
- T&E/pintle present/serviceable
- Head space and timing gauge
- Carrying handle
- Cartridge extractor
- Blank adaptor installed/tight
- Weapons cleaning kit
- Two range cards acetated
- Ammunition

M240B/ M249 PCI

- FM 2-22.68
- M145/PEQ 2 mounted/secured/bore light zeroed
- Tripod complete/serviceable
- Spare barrel assembly/case and BII complete
- T&E/pintle present/serviceable
- Cartridge extractor
- Combination tool
- Scrapper tool
- Weapons cleaning kit
- Sling
- Three sand bags/2X100 RND saw assault pouch/1X100 RND pouch (min)
- Ammunition
- Two range cards acetated

Pre-Combat Inspection (PCI)



Radio Inspection

- Powers up
- Takes current fill
- Correct NET ID
- Correct time
- Correct power
- Correct CT setting
- Radio Check

BFT Inspection

- Powers up
- Monitor Operational
- CPU Operational
- Transceiver Operational
- PLGR/DAGER Operational

System Status

- GPS gum ball G
- COMM SAT status G
- User ICON populates
- Unit ICON populates

Test

- User role
- Message to TOC
- Reply good

Pre-Combat Checklist (PCC) Before



PRE MISSION COMBAT CHECKS:

A pre combat check is an inspection done prior to the conduct of a mission.

A tentative time schedule is two hours. This may change based on your units ability to perform the measures on this check list and the time parameters placed on your mission.

Leaders must ensure that the personnel assigned these checks are competent and understand their task and purpose.

Special attention must be paid to attachments and their equipment /capabilities they bring for the mission.

Example: DOG TM, HUMINT TM, CA TM, Female Search Team, Ect....

Pre-Combat Checklist (PCC) DISMOUNTED



Patrol Standard :

- IBA , IAW SOP.
- Night Vision, serviceable, tied down IAW with SOP, extra set of batteries
- Ammunition: inspected for use, ensure load criteria for mission. Stored properly and check magazines for serviceability
- Radios: Minimum of 2 forms of communication. Check for serviceability, conduct communications check on all loaded frequencies for mission. Ensure all systems are loaded IAW Commo SOP, for example: CH 1 is BN CMD NET, CH 2 is FIRES, ect.
- IFAK IAW SOP.
- Weapon: conduct function check, inspect optic and laser tie downs IAW SOP. Inspect sling for function ability. Extra batteries for optics and or laser.
- Assault Pack: Markings IAW SOP, Packed according to mission parameters
- Ruck Sack: Markings IAW SOP, Packed according to mission parameters

Leader Standards :

- Leader equipment:
- GPS, functional with correct data,
- Map with current GRG. Compass, Strobe with extra batteries, Shift Fire signals, Pyrotechniques, Sensitive Items List, Personnel List, Communications Card.
- Comms : two forms, ensure radio check .
- All special equipment is inspected and checked for carrying configuration.

EXAMPLES : Breech Kit, Demolition, Mine Detector System, Spotting Scope, PAS-13, Laser Range Finder, Ect...

Pre-Combat Checklist (PCC) BEFORE (MOUNTED)



Patrol Standard (Vehicle)

- Conduct a **before** PMCS (-10) on the vehicle itself.
- Clean all glass surfaces of dirt and debris including the turn signals
- Inspect the **C-Wire** to ensure it is serviceable and tied down
- Inspect the gun mount. Ensure the proper mounting bracket for your specified weapon system is present. Ensure your weapon system has all T&E components present.
- Inspect the weapon , ensure optics are operational and spare batteries are present. If the system uses a spare barrel it is present and serviceable.
- Check your ammunition. Basic load and cleanliness. Check that your ammunition tray and box are secure. Additional ammunition secured.
- Secondary weapon system. Present and serviceable. Ensure the ammunition for this weapon is accessible since **Gunners are wearing slick IOTVs**. Check optics and a spare set of batteries for lasers and optics.
- Check for GUNNER special equipment, EOF laser, PPE, PAS 14 with spare batteries.
- Binoculars and compass.
- Turn on radios, inspect mounts, hand mikes, and speakers. Post the PACE and GRG for the mission. Conduct communications check IAW with unit SOP.
- BFT, ensure start up procedures are done in order. Conduct a BFT check by ensuring your icon and others in your patrol are present. Do a BFT message check.
- Turn on your ECM to ensure it works.

Patrol Standard (Cont)

- Inspect the LOAD PLAN for your vehicle
- All Reports IAW C-T-B SOP are present and readable, IED, CASEVAC, RECOVERY,CCA, CAS, PATROL DEBRIEF
- Inspect the location of equipment . Ensure it is accessible, secured properly and serviceable
- Insure AID BAG is present and has all required equipment
- Check for Litter or WALK KIT,
- Inspect addition ammunition loads for serviceability, accessibility and security.
- Inspect your fire extinguisher or HALON systems
- Survival Bag: Check MREs for expiration date and tie down
- Water, present and secured
- Flame resistant Blankets (1 PER VEHICLE OCCUPANT)
- SNAP TCP KIT if applicable: cones , spike strip, Chem. Lights, STOP Sign, Flash lights (turn them on)
- Mortuary Kit
- BII tool kit: present and secured
- BOLT CUTTERS
- Chains, Sling Legs and CG1-B strap secured and serviceable
- HLZ kit : Inverted "Y", NATO "T", VS-17 panels, BUZZ SAW, Smoke
- TSE KIT
- ECM (Electronic Control Measure), component inspection
- MARCBOT if applicable



POST MISSION CHECKS

Upon your return from a mission or operation, it is important to reset your equipment quickly and methodically.

IAW the C-T-B Command Post Operations SOP, patrol leaders must capture all relative information in their patrol debrief. Data should be entered into TIGR and Honesty Reports need to be accurate and timely. The subordinate leaders utilize the checklists to reset the element.

Pre-Combat Checklist (PCC) AFTER (MOUNTED)



Patrol Standard (Vehicle)

- Clear all weapons at clearing barrel IAW SOP
- Patrol Leader will conduct Patrol Debrief IAW C-T-B SOP
- Turn off all communications systems, ECM and BFT IAW with specific shut down procedures. NOTE: When you turn off the BFT and ECM is IAW with Unit SOP
- Conduct an **after** PMCS (-10) on the vehicle itself.
- Fill up on petrol, remove all trash and debris
- All items that were used or damaged are to be replaced.
- Clean all glass surfaces of dirt and debris including the turn signals
- Inspect the **C-Wire** to ensure it is serviceable and tied down
- Inspect the gun mount. Ensure the proper mounting bracket for your specified weapon system is present. Ensure your weapon system has all T&E components present. Remove and clean T&E system.
- Clean and inspect GUNNER special equipment, EOF laser, PPE, PAS 14 with spare batteries.
- Inspect and clean radios, hand mikes, and speakers.
- BFT, check for damage and serviceability.
- Refill and correct any deficiencies to the LOAD PLAN for your vehicle
- BFT, turn on and check outdated graphics or icons, remove old message traffic.
- Inspect your ECM to ensure it works, check any information that needs to be given to the EWO (Electronic Warfare Officer).

Patrol Standard (Cont)

- All Reports are present and readable, IED, CASEVAC, RECOVERY, CCA, CAS.
- Insure AID BAG is restocked
- Inspect addition ammunition loads for serviceability, accessibility and security.
- Inspect your fire extinguisher or HALON systems
- Survival Bag: Check MREs for expiration date and tie down
- Water, present and secured restock as necessary
- Clean and inspect Binoculars and compass.
- Replenish if required: Mortuary Kit
- BII tool kit: present and secured
- BOLT CUTTERS
- Return and Inspect Chains, Sling Legs and CG1-B strap for security and serviceable

Pre-Combat Checklist (PCC) AFTER (MOUNTED)



Patrol Standard (Vehicle)

WEAPON SYSTEMS

- Clean the crew served weapon. Ensure optics are operational and spare batteries are present. If the system uses a spare barrel, clean and inspect it.
- Clean assigned weapons, refill if necessary any ammunition usage
- Check your ammunition. Basic load and cleanliness. Check that your ammunition tray and box are secure. Check all magazines for serviceability, replenish any spent ammunition.
- Restock all ammunition shortages.
- Replace batteries for optics and lasers

SPECIAL EQUIPMENT:

- SNAP TCP KIT: cones , spike strip, Chem. Lights, STOP Sign, Flash lights (turn them on)
- HLZ kit : Inverted "Y", NATO "T", VS-17 panels, BUZZ SAW, Smoke
- TSE KIT; replenish if required. Ensure you download camera and return, check to see if picture card is full.
- MORTUARY AFFAIRS KIT
- MARCBOT
- RAVEN
- EFR KIT
- BREACH KIT

Pre-Combat Checklist (PCC) DISMOUNTED (AFTER)



Patrol Standard :

- Inspect IBA , IAW SOP.
- Clean Night Vision, check serviceable, tied down IAW with SOP, check batteries and ensure extra set of batteries
- Replace if required your Casualty Feeder Card and Witness Statement Card, check that it is still water proofed
- Down load Assault Pack: Inspect Markings IAW SOP, repack according to mission parameters
- Download Ruck Sack: Inspect markings IAW SOP, repacked according to mission parameters
- Clean your assigned weapon: conduct function check, inspect optic and laser tie downs IAW SOP. Inspect sling for function ability. Extra batteries for optics and or laser.
- Ammunition: inspected for use, ensure load criteria for mission. Stored properly and check magazines for serviceability
- Radios: Minimum of 2 forms of communication. Check for serviceability, conduct communications check on all loaded frequencies for mission. Ensure all systems are loaded IAW Commo SOP, for example: CH 1 is BN CMD NET, CH 2 is FIRES, ect.
- Replenish IFAK IAW SOP
- All special equipment is cleaned and inspected.
- Leader equipment: Garmin, functional with correct data, Map, Compass, Strobe with extra batteries, Shift Fire signals, Pyrotechniques, Sensitive Items List, Personnel List, Communications Card.

Pre-Combat Checklist (PCC) DISMOUNTED (AFTER)



Patrol Standard :

NOTE: The previous inspections are not all inclusive. Some units have additional equipment and alternate configurations. However, use the above guidance to ensure you are not forgetting any important equipment that could be detrimental to your mission success.

Also, leaders must determine who actually conducts these checks. Assigned responsibility and use of time management is key.

The “Screaming Eagle TLPs”:

Operations Orders: The standard is:

- Clear, complete and concise five paragraph order
- Includes tasks and purposes for each subordinate element
- Clearly articulates commander's intent
- Identify subordinate leaders and their responsibilities
- Maximizes available time through the use of WARNOs and FRAGOs
- Clearly understood and easily digested down to the squad leader and individual soldier level
- Conduct detailed debrief of every member of the patrol
- AARs conducted following all missions; share lessons learned so that all can benefit from the experience

The “Screaming Eagle TLPs”:

- b. Graphics:** The standard is clear and accurate graphic control measures that:
- Support the task and purpose
 - Reflect the scheme of maneuver, fires, air-ground integration, and CSS
 - Are disseminated down to vehicle commander or squad leader level
 - Reflect all refinements made after initial issue
 - Include a refined Enemy Situational Template that fits enemy capabilities and formations to the terrain.
 - Support branch plan execution

The “Screaming Eagle TLPs”:

- c. **Pre-Combat Checks (PCC) and Pre-Combat Inspections (PCI):** Include, but are not limited to IAW PCI/PCC checklist:
- Before operations PMCS performed on all equipment, to include CREW, FBCB2, weapons, and NVGs
 - Pre-fire checks completed to include combat systems bore sighted to a known distance during the day and night, test firing conducted
 - Tactical load plans inspected and made safe
 - Classes of supply uploaded in accordance with unit TACSOP or OPORD specifics
 - Communication checks conducted on all nets
 - OPORD and graphics checked and subordinate unit back briefs conducted
 - Vehicle commanders will ensure drivers conduct the "two minute drill" on their vehicle whenever the vehicle stops. This includes cleaning all windows, the entire windshield and all lights IOT facilitate seeing IEDs.

The “Screaming Eagle TLPs”:

d. Rehearsals:

- METT-TC will drive the type of rehearsal:
 - Fully mounted combined arms rehearsal
 - o FM
 - o Key leaders only
 - o Map board huddle
 - Reinforces the commander's intent and confirms his subordinates fully understand the plan and execution.
 - Uses an "uncooperative enemy" that makes leaders think through their actions and orders. Rollover and fire drills conducted
 - IED strike rehearsals & back briefs for all crews in all combat patrols to include what each Soldier will do, what each vehicle will do, the reporting process, the recovery process, and the CASEVAC plan.
 - Battle Drills
 - Crew Drills
 - Fire commands

The “Screaming Eagle TLPs”:

e. **Security/ Force Protection:** A continuous responsibility at every unit level.
Always:

- Have a security plan during planning, preparation, execution and consolidation, with clearly defined tasks for subordinates.
- Integrate and position ECM systems
- Conduct active and passive security patrols and surveillance
- Assign sectors of fire/observation
- Integrate counter sniper TTPs
- Enforce Soldier dispersion and use of cover
- PPE worn IAW MNF-I policy
- Plan for actions on IED/direct fire ambush/sniper
- Conduct adjacent unit coordination for fire control/security plans/patrol routes
- Plan jumps to alternate locations/rally points
- Designate an internal QRF
- Coordinate with external QRF

The “Screaming Eagle TLPs”:

- f. **Reconnaissance & Surveillance:** Planned, prepared and executed at every level:
- Continuous, aggressive recon of the enemy and/or terrain
 - Maintain observation at critical locations
 - BTTN SITEMP broken down by Co
 - Focused by the commander's PIR
 - SOR supporting the Commanders PIR
 - Have a detailed collection plan focused on answering the Commanders PIR
 - Confirm or deny intelligence
 - Understand capabilities of Intel assets at the Company level
 - Integrate collection assets available (UAV,HUMIT, SIGINT)

The “Screaming Eagle TLPs”:

- g. **Time Management:** Leaders must effectively analyze time available and balance requirements of higher and subordinate units to ensure the best use of time.
 - Adhere to the 1/3 - 2/3 rule.
 - Give subordinates sufficient time to prepare for the mission
 - Use WARNOs and FRAGOs
 - Conduct parallel planning
 - Use OPORD / brief back / back brief / rehearse sequence.
 - Nested rehearsals (generic squad/section battle drill rehearsals, followed by mission-specific rehearsals at PLT / Troop level) are critical
 - Develop timelines that cover the essential planning, preparation and execution tasks

The “Screaming Eagle TLPs”:

- h. **Composite Risk Management:** Leaders will conduct continuous evaluation of operational and tactical risks of all activities.
 - Identify risks specific to their METT-TC as well as the methods to mitigate those risks
 - Use five step risk management process:
 - o Identify hazards
 - o Assess hazards
 - o Develop control options and make the risk decision
 - o Implement controls
 - o Supervise and evaluate
 - • Risk management will be embedded into all tactical orders
 - o Continuous refinement and updated risk levels by FM or face-to-face orders
 - o Tracking current risk levels in command posts
 - o Identification of types of risks - tactical and accidental - and their mitigating measures
 - o Reviewing effectiveness of risk management in all AARs.



101st Airborne Division

"Air Assault"

Combat Medic Reference Card

GLASCOW COMA SCALE		
<u>Eye</u>	Spontaneous	4
<u>Opening</u>	To Verbal Stimuli	3
	To Pain	2
	No Response	1
<u>Best</u>	Oriented/Talking	5
<u>Verbal</u>	Confused Talking	4
<u>Response</u>	Confused Words	3
	Sounds Only	2
	No Response	1
<u>Best</u>	Obeys Commands	6
<u>Motor</u>	Localizes Pain	5
<u>Response</u>	W/draws From Pain	4
	Flexed Elbows	3
	Extended Elbows	2
	No Response	1
ROLES (LEVELS) OF CARE (FM 4-02)		
LEVEL 1: Med Txt & Evac, (-)Medlog		
LEVEL 2: Med Txt & PT Hold (40 Bed)		
Evac, PAD, C4I, Dental, X-Ray, Lab, PM		
CSC, Medlog, Poss Forward Surg Tm		
LEVEL 3: All the Above & Surgery		

Care Under Fire: Return fire, Seek cover, Keep casualty in fight, Stop arterial bleed w/ Tourniquet (CAT), Direct Pressure/HEMCON for heavy torso bleeding

Tactical Field Care: Jaw Thrust-NPA-Surgical-A, Asherman chest seal for Open Chest Wound-Needle "D" for Tension Pneumo-Check Bleeds-Position Casualty

CASEVAC Care: Consider fluids-Saline Lock-Check dressings-Splint-Analgesia

TROOP LEADING PROCEDURES (FM 7-8)
1. Receive mission
2. Issue warning order
3. Make a tentative plan
4. Start movement
5. Reconnoiter
6. Complete the plan
7. Issue the plan
8. Supervise

METT-TC ANALYSIS (FM 7-8)
1. Mission
2. Enemy
3. Terrain
4. Troops
5. Time
6. Civilians

MILITARY ASPECTS OF TERRAIN (OCOKA) (FM 7-8)
1. Observation and Fields of Fire
2. Cover and Concealment
3. Obstacles
4. Key Terrain
5. Avenues of Approach

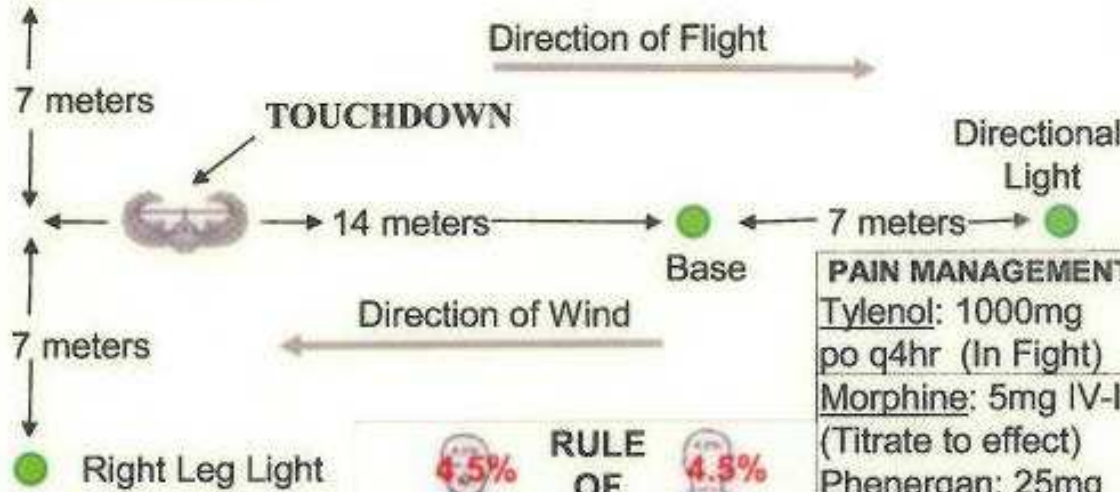
TACTICAL COMBAT CASUALTY CARE

PRINCIPLES OF HSS (FM 4-02.6)
1. Conformity
2. Continuity
3. Control
4. Proximity
5. Flexibility
6. Mobility

SPOT REPORT
S- Size (FM 21-75)
A- Activity
L- Location
U- Unit/Uniform
T- Time
E- Equipment

9 - LINE MEDEVAC REQUEST (FM 8-10-6)
<u>Line 1</u> - Location of pickup site
<u>Line 2</u> - Radio call sign & frequency
<u>Line 3</u> - # of patients by precedence a. Urgent b. Urgent Surgical (2hrs) c. Priority (4hrs) d. Routine (24hrs) e. Convenience
<u>Line 4</u> - Special equipment needed a. None b. Hoist c. Extraction equipment d. Ventilator
<u>Line 5</u> - # of patients by type L- # of Litter patients A- # of Ambulatory patients
<u>Line 6</u> - Security of pickup site (war) N- No enemy troops in area P- Possible enemy troops in area E- Enemy troops in area X- Enemy troops in area
<u>Line 6</u> - Number and type of wound injury or illness (peace)
<u>Line 7</u> - Method of marking at HLZ a. Panels b. Pyro c. smoke d. None e. Other
<u>Line 8</u> - Patient Nationality & Status a. US Military b. US Civilian c. Non US Military d. Non US Civilian e. EPW
<u>Line 9</u> - NBC (war) N- Nuclear B- Biological C- Chem
<u>Line 9</u> - Terrain description (peace)

● Left Leg Light



● Right Leg Light

"INVERTED - Y" HLZ (FM 90-4)

HLZ LANDING CRITERIA (FM 90-4)

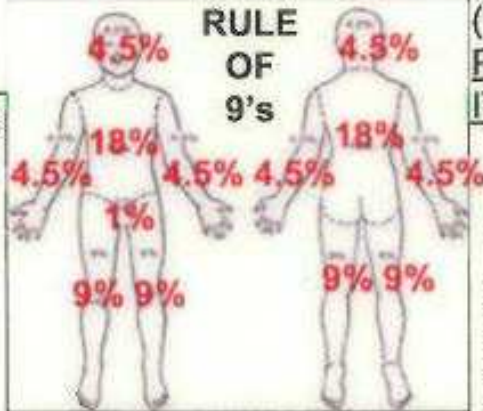
1. Clear of debris / obstacles marked
 2. Land heading into the wind
 3. VS-17 Panels / bean bag lights properly secured
 4. Cleared diameter for UH-60 = 50m
Cleared diameter for CH-47 = 80m
 5. Avoid landing down-slope
 6. Do not land on slope >16 degrees
- *To determine ground slope use the following math computation $V \times 57.3$
"V" is found by subtracting H
Lowest point on HLZ from Highest Point "H" is the entire length of the HLZ (V = Vertical Distance H = Horizontal Distance)

PAIN MANAGEMENT

Tylenol: 1000mg po q4hr (In Fight)
Morphine: 5mg IV-IO (Titrate to effect)
Phenergan: 25mg IV-IO (Out of Fight)

EVAC CAPABILITIES (FM 8-10-6)

Type	Litter	Amb
M996	2	6
M997	4	8
M113	4	10
5-ton	12	16
LMTV	7	12
HEMTT	9	0
UH-60 (w/o hoist)	6	7
UH-60 (w/ hoist)	3	4
CH-47	24	31
C-130	74	92
C-141	48	170
C-5	70	0



RISK MANAGEMENT (FM 100-14)

1. Identify Hazards
2. Assess Hazards to Determine Risks
3. Develop Controls and Make Risk Decisions
4. Implement Controls
5. Supervise & Evaluate

FIVE-POINT CONTINGENCY PLAN (GILGER Handbook)

1. **GOING**- Where LDR and/or unit is going
2. **OTHERS**- Others going
3. **TIME**- Time to be gone
4. **WHAT**- What to do if LDR or element does not return in time
5. **ACTIONS**- Actions taken on enemy contact, unit and LDR

IED / UXO REPORT (FM 21-16)

- Line1- DTG Discovered
- Line2- Rep Unit & Location
- Line3- Unit Freq/Call Sign
- Line4- IED Descript/Method
- Line5- NBC Contamination
- Line6- Resource Threat
- Line7- Impact on Mission
- Line8- Security TTPs Taken
- Line9- Recommend Priority

EPWs

1. Search
2. Segregate
3. Silence
4. Speed
5. Safeguard

WPNs (FM 7-8) Max E Range(m)

M-4/16A2	580 (pt)	800 (area)
M-249	600 (pt)	800 (area)
M-203	150 (pt)	350 (area)
M-136 (AT-4)	300 (pt / area)	
M-9 (9mm pistol)	50 (pt)	
M-2 (50 Cal)	1,800 (grazing)	

5-C's of IEDs

1. Confirm
2. Clear
3. Cordon
4. Control
5. Commo

Division FRSA.....	931-217-5019
1st BCT.....	931-472-5255
2nd BCT.....	931-472-5365
3rd BCT.....	931-249-1373
4th BCT.....	931-472-5632
Sustainment Brigade.....	931-217-9863
101st Combat Aviation Brigade.....	931-472-5856
159th Combat Aviation Brigade.....	931-472-5994
HHB, 101st.....	931-472-5694
86th CSH.....	931-249-3354
5th SFG.....	931-980-8855
160th SOAR.....	270-889-8494
52nd EOD.....	931-494-0723
WTU.....	931-249-6251
MEDDAC.....	270-956-3815

CRISIS HOTLINES

Rape Crisis Hotline.....	800-656-4673
Fort Campbell Abuse Reporting.....	270-798-8601
After hours.....	270-798-8400
Kentucky Child Abuse Hotline.....	800-752-6200
Tennessee Child Abuse Hotline.....	887-237-0004
National Child Abuse Hotline.....	800-422-4453
Domestic Violence Hotline.....	800-799-7233
National AIDS Hotline.....	800-342-2437
National Parent Hotline.....	800-840-6537
Poison Control.....	800-662-9886
National Youth Crisis Hotline.....	800-442-4673
Suicide Hotline.....	800-784-2433
Missing and Exploited Children.....	800-843-5678
National Drug Abuse Hotline.....	800-622-4357
Ombudsman Wounded Warrior Hotline.....	270-798-8827 or 931-216-3402
Wounded Warrior and Family Hotline.....	270-798-8045
Crisis Call Hotline.....	931-648-1000

ADDITIONAL RESOURCES

- Ft. Campbell Website: www.campbell.army.mil
- FMWR: www.fortcampbellmwr.com
- BACH: www.campbell.amedd.army.mil
- Tricare: www.tricare.mil
- www.militaryonesource.com
- www.amryonesource.com
- www.militaryhomefront.dod.mil
- Enlisted Spouses Club: www.101stesc.net
- Officers Spouses Club: fortcampbellosc.com
- Fort Campbell Post Info: 270-798-2151

SPIRITUAL RESILIENCY

Adults

Religious Education Center.....	270-798-3185
Chaplain Services Family Life Center.....	270-798-3316
(Marital and Family Services Support)	
Installation Chaplain Service.....	270-798-6124
Protestant Services.....	270-798-8777
Contemporary.....	270-798-3327
Memorial Chapel.....	270-798-2066
Grace Chapel.....	270-798-3446
Community Chapel.....	270-798-0464
Soldiers Chapel.....	270-798-4311
Hope Chapel.....	270-798-7551
Peace Chapel.....	270-798-6124
Catholic Services.....	270-798-2352
Confessional.....	270-798-3840
Jewish Services.....	270-798-6124
Pagan Services.....	931-494-3661
Divine Liturgy.....	270-798-6124
Great Vespers.....	270-798-6124
Samoan & Pentecostal.....	270-798-7551
Traditional Protestant.....	270-798-4311
Gospel.....	270-798-0464
Jumah.....	270-798-3185
Muslim.....	270-798-6124
Religious Services Directory	
Installation Senior Catholic Priest.....	270-798-3840
101st Division Chaplain.....	270-798-6913
5th Special Forces Chaplain.....	270-798-3306
160th Chaplain.....	270-798-2490

Children

Club Beyond (Youth Ministries).....	270-798-6124
Catholic Youth Chapel.....	270-798-2352
AWANA (Ages 4-6th grade).....	270-798-3185

Women's Program

Military Council of Catholic Women.....	270-798-6124
Mothers of Preschoolers (MOPS).....	270-798-6124
Protestant Women of the Chapel.....	270-798-6124

Blanchfield Army Community Hospital

Hospital Chaplain.....	270-798-8777
------------------------	--------------

SOCIAL RESILIENCY

Adults

Better Opportunities for Single Soldiers.....	270-798-7858
ACS Family Resource Center.....	270-956-2935
Fort Campbell Outdoor Recreation.....	270-798-2175
MWR Special Events.....	270-798-7535
MWR Sports & Fitness.....	270-956-1006
Army Career & Alumni Program.....	270-798-5000
ITR Leisure Travel.....	270-798-7436

Children

Child, Youth, and School Services.....	270-798-0674
CYSS Kids on Site.....	270-956-4381
ASYMCA.....	270-798-7422
BACH Child Psychiatry Services.....	270-798-8437
CYSS Outreach Services.....	270-412-0173
Short Term Alternative Childcare.....	270-956-4381
Co-Op Daycare YMCA.....	270-798-7422
Family Childcare Home Program.....	270-798-4959
Child Development Home (Non-traditional Work Schedules).....	270-798-4959
Waters Child Development Center #1.....	270-439-7993
Waters Child Development Center #2.....	270-439-7996
Bastogne Child Development Center.....	270-412-4485
Tennessee Child Development Center.....	270-412-4477
Part Day Preschool.....	270-956-6767
CYSS Respite Care.....	270-412-4477
SKIES Unlimited (classes & programs).....	270-412-5455
Taylor Youth Services.....	270-798-3643
Taylor Youth Sports.....	270-798-6355
Boys Scouts of America.....	931-561-6515
Girl Scouts of America.....	931-648-1060


Schools

Fort Campbell School Liaison.....	270-798-9874
Fort Campbell Schools Central Office.....	270-439-1927
Administrative Office.....	270-439-3790
Clarksville Montgomery County Schools.....	931-648-5600
Christian County Public School System.....	270-887-1300
SSG Glenn H. English JR Army Education Center	270-798-3201

Teens

Taylor Youth Services & Youth Sports.....	270-798-3643
Teen Club 24/7.....	270-956-1030

FORT CAMPBELL



Building Resilient Families Through Community Partnerships and the Community Health Promotion Council

A quick reference guide to Fort Campbell's Resiliency Agencies & Programs

LEGEND

- ACS: Army Community Service
- ASAP: Army Substance Abuse Program
- ASYMCA: Armed Services YMCA
- BACH: Blanchfield Army Community Hospital
- CYSS: Child Youth & School Services
- EFMP: Exceptional Family Member Program
- ITR: Information, Ticketing, & Reservations
- MOB/DEP: Mobilization/Deployment
- FMWR: Family, Morale, Welfare, & Recreation

Visit www.campbell.army.mil for the complete Family Resource Guide

**R
E
S
I
L
I
E
N
C
Y
B
R
O
C
H
U
R
E**

FAMILY RESILIENCY

EMOTIONAL RESILIENCY

PHYSICAL RESILIENCY

PHYSICAL RESILIENCY

Adults

ACS Army Family/Teen Team Building Program.....	270-798-4800
ACS Army Family Action Plan.....	270-798-2063
Army Career & Alumni Program.....	270-798-5000
ACS EFMP.....	270-798-2727
ACS Family Resource Center.....	270-956-2935
ACS Relocation Readiness Program.....	270-956-2676
ACS Army Emergency Relief.....	270-798-5518
ACS Family Financial Planning.....	270-798-5518
ACS Consumer Affairs Office.....	270-798-5528
ACS Lending Closet.....	270-798-6313
ACS Family Employment Readiness Program.....	270-798-4289
ACS Job Information Center.....	270-798-4412
ACS Volunteer Program.....	270-412-6771
BACH Marriage & Family Therapists.....	270-798-8601
BACH EFMP.....	270-956-0614
BACH Family Advocacy Program.....	270-798-8601
ACS Family Advocacy Program.....	270-412-5500
ACS Victim Advocacy Program.....	270-412-5500
ACS Sexual Assault Prevention & Response Program.....	270-412-5500
ACS Soldier Family Assistance Center.....	270-412-6000
Chaplain Services Family Life Center.....	270-798-3316
Military Family Life Consultants.....	270-205-1917
Causality Assistance Center.....	270-798-4727
Survivor Outreach Services.....	270-798-0272
BACH Grieving Parents.....	270-798-8777
ACS MOB/DEP Program.....	270-798-3849
101st Airborne Division Legal Assistance.....	270-798-4432

Youth

ACS Exceptional Family Member Program (EFMP).....	270-798-2727
BACH EFMP.....	270-956-0614
Fort Campbell Abuse Reporting.....	270-798-8601
ACS New Parent Support Program.....	270-956-3850
CYSS Middle School/Teen Programs.....	270-798-6355
CYSS School Age Services.....	270-412-2315
EDGE (Experience , Develop, Grow, & Excel).....	270-498-8002

Adults

BACH Marriage & Family Therapists.....	270-798-8601
Chaplain Services Family Life Center.....	270-798-3316
Military Family Life Consultants.....	270-205-1917
BACH Adult Behavior Health.....	270-798-4097
BACH Department of Social Work.....	270-798-8601
Warrior Resiliency Recovery Center.....	270-412-5114
Traumatic Brain Injury Clinic.....	270-412-5114
BACH Rape Crisis Counseling.....	931-647-3632
BACH Family Advocacy Program.....	270-798-8601
ACS Family Advocacy Program.....	270-412-5500
ACS Victim Advocacy Program.....	270-412-5500
ACS Sexual Assault Prevention & Response Program.....	270-412-5500
ACS Soldier Family Assistance Center.....	270-412-6000
BACH High Interest Program (Suicide).....	270-956-0620
Chaplain Services.....	270-798-6124
Suicide Prevention Program.....	270-412-6825
Wounded Warrior Hotline.....	270-798-8827
Warrior Transition Unit.....	270-956-0693
Safe House (Montgomery County).....	931-558-6900
Sanctuary House (Christian County).....	270-886-8174

Children

BACH Child & Adolescent Psychiatry.....	270-798-8437
(School Based Mental Health Program)	
BACH Department of Social Work.....	270-798-8601
Child, Youth, and School Services.....	270-798-0674

Educational Support

Army Family Team Building.....	270-798-4800
School Age Services.....	270-798-3643
ACS Exceptional Family Member Program.....	270-798-2727

Support Groups

Wounded Warrior Support Group.....	270-798-8330
Grieving Parents.....	270-798-8777
Grief Support Group.....	270-798-3316
Traumatic Brain Injury Support Group.....	270-798-8330
Alcoholics Anonymous.....	270-798-7551
Mothers of Preschoolers.....	270-640-3660
Door of Hope.....	931-217-8294
Autism Support Group.....	931-503-2315
Waiting Families Support Group.....	270-956-2676
International Spouse Support Group.....	270-956-2676
Cancer Survivor, Caregiver Support Group.....	931-249-6250

Adults

Tricare.....	877-874-2273
Blanchfield Army Community Hospital	
Appointments (Health Advice Nurse).....	270-798-4677
Hospital Operator.....	270-798-8400
Admissions.....	270-798-8287
Allergies.....	270-798-8255
Dermatology.....	270-798-8345
ENT Clinic.....	270-798-8131
Emergency Center.....	270-798-8000
General surgery.....	270-798-8407
Immunizations.....	270-798-8400 ex.5388
Infection Prevention.....	270-798-8309
Urgent Care.....	270-798-8511
Laboratory.....	270-798-8114
Medical Records.....	270-798-8290
Patient Representative.....	270-798-8091
Main Outpatient Pharmacy.....	270-798-8075
LaPointe Pharmacy (Soldiers).....	270-956-0313
Town Center Pharmacy (refills).....	270-956-0191
Pain Clinic.....	270-798-8166
Primary Clinics.....	270-798-4677
BACH Blue Clinic.....	270-798-8706
BACH Gold Clinic.....	270-798-8227
Refill Call-In Number.....	270-798-3784
Self Care Classes.....	270-956-0100
Podiatry Clinic.....	270-798-8375
Radiology.....	270-798-8333
Same Day Surgery.....	270-798-8143
Urology.....	270-798-8403
Soldier Health Services	
LaPointe Clinic.....	270-412-8700
A Shau Valley Clinic.....	270-412-3535
Bastogne Clinic.....	270-412-0091
Carentan Clinic.....	270-412-3745
Aviation Health Clinic.....	270-412-8387
Audiology Clinic.....	270-956-0305
Hearing Conservation Clinic.....	270-956-0305
Chiropractic Clinic.....	270-956-0250
Optometry Clinic.....	270-956-0304
Nutrition.....	270-956-0134
Physical Therapy.....	270-956-0306
Radiology.....	270-956-0308
Dental Headquarters.....	270-798-8751
Epperly Dental Clinic.....	270-798-3544
BACH Dental Clinic.....	270-798-8240
Kuhn Dental Clinic.....	270-956-0350
Taylor Dental Clinic.....	270-798-6362

Children

Tricare.....	877-874-2273
Primary Clinics.....	270-798-4677
BACH Young Eagle Clinic.....	270-798-8258
BACH Blue Clinic.....	270-798-8706
School/Sports Physicals.....	270-798-4677
WIC (Ft. Campbell).....	270-798-4935
WIC (Montgomery County).....	931-551-8777
WIC (Christian County).....	270-887-4160

Women

Blanchfield Army Community Hospital	
Women's Health Clinic.....	270-798-8151
Labor & Delivery.....	270-798-8219
Mother Baby Unit.....	270-798-8090
Health Classes.....	270-798-8750
Childbirth.....	270-798-8750
Infant Care & Parenting.....	270-798-8750
Breastfeeding.....	270-798-8750
Obstetrician.....	270-798-8892
Gynecology.....	270-431-3644

Fitness Centers/Recreation

ESTEP Fitness Center.....	270-798-4023
Fratellenico Physical Fitness Center.....	270-798-9418
Freedom Fighters.....	270-798-7355
Gretsch Physical Fitness Center.....	270-798-2753
Lozada Physical Fitness Center.....	270-798-4306
Olive Physical Fitness Center.....	270-798-4101
MWR Riding Stables.....	270-798-2629
MWR Hunting and Fishing Office.....	270-798-2175
MWR Paintball Field.....	270-956-3118
Baldanado Pool.....	270-798-5207
Dolan Pool.....	270-798-5350
Single Pool.....	270-798-4247
Gardener Indoor Pool.....	270-798-6310
Cole Park Golf Club.....	270-798-1822




Table 2-1 Division Required Training

EVENT	FREQUENCY	REMARKS
Warrior Tasks and Drills	As required	FORSCOM Reg 350-1
Air Transportability Training	As required	CAM Reg 55-1 (FORSCOM Reg 55-1 and 2)
Rail-Load Training	As required	CAM Reg 55-1 (FORSCOM Reg 55-1 and 2)
Physical Fitness	5 times per week	FORSCOM Reg 350-1
Motor Vehicle Drivers Testing	As required	
Civil Disturbance Control	Annually	AR 350-7
Geneva-Hague Conventions	Annually	AR 350-1
After Action Review	Per Tng Event	AR 350-1
Heat, Cold and Hearing Injury Prevention	Bi-Annually	AR 40-5
Alcohol and Drug Abuse	As required	AR 600-85
Equal Opportunity/Sexual Harassment	Quarterly	AR 600-20
Benefits of an Honorable Discharge	As required	AR 350-21
Moral and Ethical Development	As required	AR 600-30
Check Cashing and Personal Financial Readiness	As required	AR 210-60
Administrative Discharges	As required	AR 350-21
Army Safety Program	As required	AR 385-10
Organizational Maintenance	As required	AR 750-1, DA Pam 738-750
Organizational Services	Semi-annually	AR 750-1, DA Pam 738-750
Battalion Safety Day	Tri-annually	FORSCOM Reg 350-411
This list is not all inclusive and requirements are subject to change by Army and/or FORSCOM regulations. Refer to appropriate references for specific guidance.		

- (1) Live Fire Exercises (LFX).
- (2) EXEVALs.
- (3) OPD/NCOPD or other significant Leader training.
- (4) Air assault/airborne activities, to include sling load operations.
- (5) Company and higher FTX and CP exercises.
- (6) Waterborne/water-related training.
- (7) Off-post training exercises and training support.
- (8) EIB/EFMB training/testing.
- (9) Range activities.
- (10) Battalion or higher physical training (PT).
- (11) Computer simulation exercises.
- (12) Lane Training.
- (13) Ceremonies and Memorials