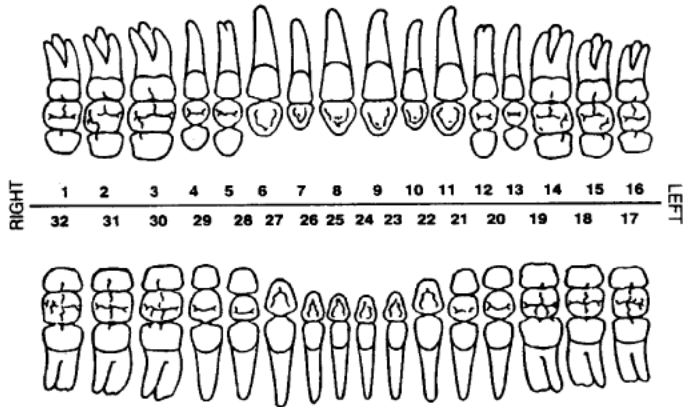


MEDICAL RECORD

DENTAL - CONTINUATION

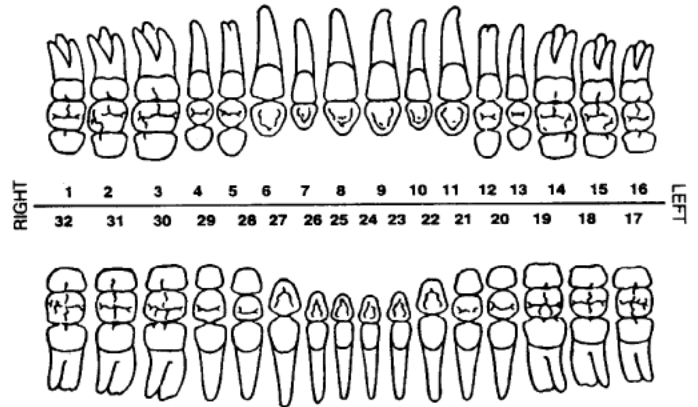
SECTION III. ATTENDANCE RECORD

15. RESTORATIONS AND TREATMENTS (Completed during service)



REMARKS

16. SUBSEQUENT DISEASES AND ABNORMALITIES



REMARKS

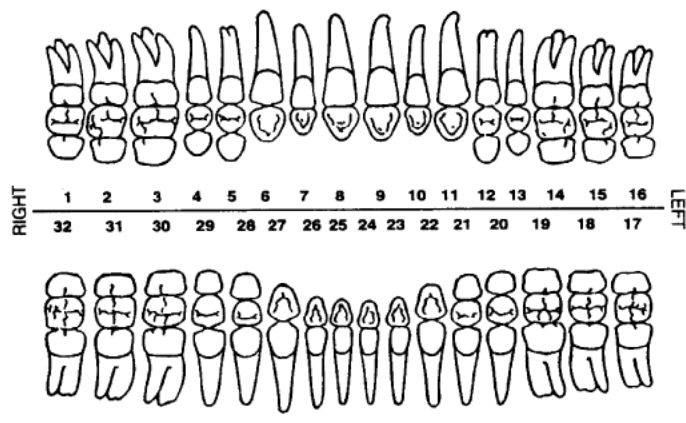
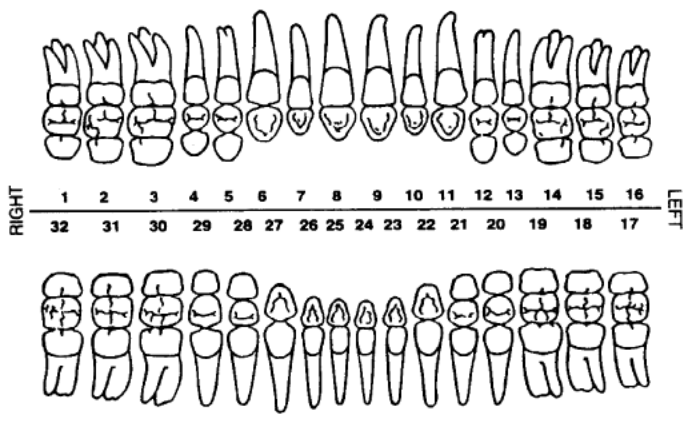
17. SERVICES RENDERED

Date	Diagnosis - Treatment	Class	Operator and Dental Facility	Initials

RELATIONSHIP TO SPONSOR	SPONSOR'S NAME			SPONSOR'S ID NUMBER (SSN or Other)
	LAST	FIRST	MI	
DEPART./SERVICE	HOSPITAL OR MEDICAL FACILITY		RECORDS MAINTAINED AT	
PATIENT'S IDENTIFICATION (For typed or written entries, give: Name -- last, first, middle; ID no. (SSN or other); hospital or medical facility)			REGISTER NO.	WARD NO.

LAST NAME	FIRST NAME	MIDDLE INITIAL	ID NUMBER
-----------	------------	----------------	-----------

SECTION III. ATTENDANCE RECORD

15. RESTORATIONS AND TREATMENTS <i>(Completed during service)</i>	16. SUBSEQUENT DISEASES AND ABNORMALITIES
 <p>The diagram shows two dental arches with a numbered legend below. The top arch is labeled 'RIGHT' on the left and 'LEFT' on the right. The legend consists of two rows of numbers: the top row contains 1 through 16, and the bottom row contains 32, 31, 30, 29, 28, 27, 26, 25, 24, 23, 22, 21, 20, 19, 18, 17. The bottom arch is labeled 'RIGHT' on the left and 'LEFT' on the right. The diagram illustrates various dental restorations and treatments on the teeth.</p>	 <p>The diagram shows two dental arches with a numbered legend below. The top arch is labeled 'RIGHT' on the left and 'LEFT' on the right. The legend consists of two rows of numbers: the top row contains 1 through 16, and the bottom row contains 32, 31, 30, 29, 28, 27, 26, 25, 24, 23, 22, 21, 20, 19, 18, 17. The bottom arch is labeled 'RIGHT' on the left and 'LEFT' on the right. The diagram illustrates various dental diseases and abnormalities on the teeth.</p>
REMARKS	REMARKS

17. SERVICES RENDERED

Date	Diagnosis - Treatment	Class	Operator and Dental Facility	Initials