







American Red Cross Emergency Contact Card

Get a kit. Make a plan. Be informed.

- Directions:**
- * Print out a card for every member of your household.
 - * Fill in your emergency contact information.
 - * Carry this card with you to reference in the event of a disaster or other emergency.

<p>Health Care Provider: _____ Poison Control Center: 800-222-1222 Ambulance: Call 9-1-1 or _____ Fire Dept.: Call 9-1-1 or _____ Police: Call 9-1-1 or _____</p> <p></p> <p>Important Phone Nos.</p>	<p>Scissors</p>	<p>Health Care Provider: _____ Poison Control Center: 800-222-1222 Ambulance: Call 9-1-1 or _____ Fire Dept.: Call 9-1-1 or _____ Police: Call 9-1-1 or _____</p> <p></p> <p>Important Phone Nos.</p>
<p>Emergency Contact Card</p> <p></p> <p>Name: _____ Phone: _____ Home Address: _____</p>	<p>Fold Here</p>	<p>Emergency Contact Card</p> <p></p> <p>Name: _____ Phone: _____ Home Address: _____</p> <p>Scissors</p>
<p>People to Call or Text in an Emergency</p> <p></p> <p>_____ _____ _____ _____ _____</p>	<p>Fold Here</p>	<p>People to Call or Text in an Emergency</p> <p></p> <p>_____ _____ _____ _____ _____</p>
<p>Out-of-Area Contact Person: _____ Phone: _____ Meeting Place Outside of Neighborhood: _____</p> <p>Scissors</p>	<p>Fold Here</p>	<p>Out-of-Area Contact Person: _____ Phone: _____ Meeting Place Outside of Neighborhood: _____</p>

Visit RedCross.org for more valuable information about creating an emergency communications plan, putting together an emergency preparedness kit and for other important preparedness information.